

Performance of pheromone traps at different heights for mass trapping of *Helicoverpa armigera* (Noctuidae: Lepidoptera) in chickpea field

Rashid Latif Ujjan¹, Agha Mushtaq Ahmed^{1*}, Ali Zachi Abdulqader Alhilfi², Fahad Nazir Khoso¹, Ali Murad Rahoo³, Imran Ali Rajput⁴, Din Muhammad Soomro¹

¹Department of Entomology, FCPT, Sindh Agriculture University Tando Jam, Sindh, Pakistan

²Department of Plant Protection, College of Agriculture, University of Basrah, Iraq

³Wheat Research Centre, Sakrand, Sindh, Pakistan

⁴PARC- Arid Zone Research Institute, Umerkot, Sindh, Pakistan

Received:

July 07, 2019

Accepted:

October 16, 2019

Published:

December 31, 2019

Abstract

Gram pod borer, *Helicoverpa armigera* (Hubner) is one of the essential insect pests which inflict heavy crop losses. The performance of pheromone traps against pest in chickpea field for mass trapping at different heights (2', 4' & 6') was tested at Pulse section ARI Tando Jam. Each height of trap was replicated three times with experimental units of nine traps in area of 1080 square feet. The result regarding moth catches at different height of sex pheromone traps and dates in chickpea field was observed significantly different. Overall, the highest moth population was in the month of February (2.67±1.76). A maximum mean number of moths (36.33±5.17) were observed at 6' height. The results also showed +ve correlation (r=0.601) between larvae and moth and with temperature and relative humidity (r=0.420; r=0.480). The pod damage and larvae were also correlated positively with each other (r=0.820). In addition, *H. armigera* was also captured after harvesting time in fellow land that indicated population of moth also appeared in the absence of host plant but flying ability of moths reduced and most of moths captured at 4 feet (10 moths). Flight ethology of moth was recorded during three different periods of the day. Only few moths (0.3-1.3) captured in day time and most at sunset time (15.3±2.3). Thus, the present results assumed that the pheromone traps are ideal way to monitor the pest population and such traps should be installed at 6' height during cropping season and 4' after harvesting in order to control larvae those pupate inside the soil.

Keywords: *Helicoverpa armigera*, Sex pheromone, Trap height, Chickpea

How to cite this:

Ujjan RL, Ahmed AM, Alhilfi AZA, Khoso FN, Rahoo AM, Rajput IA and Soomro DM, 2019. Performance of pheromone traps at different heights for mass trapping of *Helicoverpa armigera* (Noctuidae: Lepidoptera) in chickpea field. Asian J. Agric. Biol. 7(4):610-616.

*Corresponding author email:
aghamushtaq@gmail.com

This is an Open Access article distributed under the terms of the Creative Commons Attribution 3.0 License. (<https://creativecommons.org/licenses/by/3.0>), which permits unrestricted use, distribution, and reproduction in any medium, provided the original work is properly cited.

Introduction

Gram pod borer, *Helicoverpa armigera* (Hubner) is very destructive insect pest which inflicts heavy

losses through out the cropping season and reach at peak during the appearance of pod (Mehta and Singh, 1983; Deka et al., 1989; Lal, 1996; Sharma et al., 2012). Due to its attack, 75-90% yield losses have



been reported. The pest has been controlled mainly with application of different synthetic insecticides which is commonly applied because of their effectiveness and friendly usage (Rakesh et al., 1996). However, the continuous use of similar pesticides, pest has already shown and developed resistance (Ahmad et al., 1995; Sarwar et al., 2009; Kumar and Kumar, 2015). Their regular application also created unsuitable environment for birds, natural enemies and pollinators. In such pollution creating, there is a need to search for better alternate that could replace number of pesticide application. An introduction of certain behavioral chemicals that could initiate in shape of sex pheromones would be an ideal tool to check and reduce the population of gram pod borer.

Synthetic sex pheromone traps are more effective for a long time as compared to insecticide (Rawat et al., 2017). These traps play an essential role being a sampling tool as well control method. It has been observed that these pheromone traps can be very handy for monitoring periodic activity including migration and reproduction of different insect pest species (Tamhankar et al., 1989; Singh and Sachan, 1991; Patil et al., 1992; Sonkar et al., 2012). There are different designs, models and shapes of these pheromone traps according to pest species and their usage. Such as pheromone baited traps, delta trap and funnel trap all could be efficiently used in monitoring the pest population so that chemical can be applied before economic injury level of pest (Vakenti and Kadsen, 1976; Larrain et al., 2009). However, the design of traps, trap density and trap placement could also play an imperative role to attract the insect and can be modified from one location to other depend on crop canopy and pest and field conditions (Srinivasan, 2008). Therefore, the present research has been attempted to monitor the pest population (*H. armigera*) from chickpea field. The investigation on the fielded studies on chickpea pod borer by sex pheromone traps was carried out

Material and Methods

Place of work

The experiment was conducted in the field of Pulse Section, Agriculture Research Institute, Tandojam, Sindh, Pakistan during 2017-2018.

Preparation of funnel pheromone traps

The traps were prepared locally and sex pheromones

were purchased from Shani Enterprise, Multan, Punjab, Pakistan. In preparation of funnel traps, the empty plastic jars, funnels, iron wire, plastic lids, small aluminum hook, adhesive tape and wooden bar of different heights were purchased from market those assembled later to prepare the traps (Fig. 1).




Figure-1: Handmade Funnel type pheromone trap

The height of wooden bars were selected 2, 4 and 6 feet respectively in 7-shaped structure (Fig. 2). The implementation of these handmade pheromone traps in chickpea field was carried out after one month of sowing dates or when pest (larvae) arrived at ETL level. The lures were fixed in aluminum hook and replaced after each 15 days. The composition of these sex pheromone was (Z)-11-hexadecenal and (Z)-9-hexadecenal in 97:3 ratio. The plot size was 300 x 36 sq. feet and each replication size was 100 x 12 sq. feet. Furthermore, the pheromone traps were also fixed even after harvesting of crop in similar order to catch the moths for a month.




Figure-2: Installation of handmade funnel type pheromone trap at different heights (2, 4 and 6 feet)

Experimental design

The data were observed by counting the number of trapped moths and larval population with pod damage at weekly basis and later correlated to know their relationship with weather parameters (temperature and humidity). For larvae and number of pods, five rows per plot and five plants per row were randomly observed. In addition, post harvesting population of moth with similar procedure was also observed with pheromone traps of different heights. The flight ethology in response of pheromone trap was also recorded as mentioned by Rao et al. (1991). Three phases of the day (morning, afternoon and evening) were also selected and trapped moths during these phases were recorded for consecutive seven days.

Statistical analysis

The experiment was carried out in Randomized Complete Block Design (RCBD) with three treatments (heights) those replicated thrice. The data were statistically analysed using ANOVA (analysis of variance) test. The obtained means were separated with significant difference using post hoc test Fisher's least significant difference (LSD) at 0.05 probabilities. All statistical operations were carried out through software Statix 8.1.

Results

The results regarding moth catches of *H. armigera* at different height of sex pheromone traps (Fig. 3) and dates in chickpea field was observed significant different ($P < 0.05$) as mentioned in (Table 1). There was no imperative population of moths recorded during first fortnight of observing dates at any traps; meanwhile moths started to trap from 20th, January 2018. Later, the moth population remained captured more or less in pheromone traps. During chickpea season, the overall higher moth population was caught in pheromone traps during the month of February particularly with maximum mean number of moth (2.67 ± 1.76) was trapped on 5th February 2018. At 6 feet height, the maximum 6.00 ± 2.51 moths during February and minimum 0.33 ± 0.33 moths during January were trapped. At 4 feet height, the maximum 2.00 ± 1.52 moths and minimum 0.33 ± 0.33 moths with similar pattern of dates were trapped. However, only two times on different dates with maximum and minimum (0.33 ± 0.33) number of moths were trapped at 2 feet height.

The overall maximum mean number of moth population (36.33 ± 5.17) was observed at 6 feet height followed by 4 feet height (9.33 ± 0.88) and minimum (0.66 ± 0.33) at 2 feet height of pheromone traps (Fig. 4). These results showed that 2 feet height was not appropriate for mass trapping of *H. armigera* during the cropping season.

Table-1: Datewise mean population of *H. armigera* during chickpea season 2017-18

Date	2 feet	4feet	6feet	Mean±S.E
20/01/2018	0.00 ± 0.00b	0.33 ± 0.33bc	0.67±0.67cd	0.33±0.19cd
24/01/2018	0.00 ± 0.00b	0.00 ± 0.00c	0.33 ± 0.33cd	0.11±0.11cd
28/01/2018	0.00 ± 0.00b	0.33 ± 0.33bc	0.67±0.67cd	0.33±0.19cd
01/02/2018	0.00 ± 0.00b	0.33 ± 0.33bc	0.67±0.67cd	0.33±0.19cd
05/02/2018	0.00 ± 0.00b	2.00±1.52a	6.00±2.51a	2.67±1.76a
09/02/2018	0.00 ± 0.00b	0.66±0.33bc	3.66±2.33abcd	1.44±1.12abcd
13/02/2018	0.00 ± 0.00b	0.66±0.66bc	4.00±0.673.05abc	1.55±1.23abc
17/02/2018	0.00 ± 0.00b	1.33±0.33ab	1.00±0.57bcd	0.77±0.40bcd
21/02/2018	0.00 ± 0.00b	1.00±0.57abc	3.33±2.84abcd	1.44±0.98abcd
25/02/2018	0.33±0.33 a	0.66±0.33bc	4.66±1.45ab	1.88±1.39ab
01/03/2018	0.00 ± 0.00b	0.00 ± 0.00c	1.00±1.00bcd	0.33±0.33cd
05/03/2018	0.00 ± 0.00b	0.33±0.33bc	1.33±0.88bcd	0.55±0.40bcd
09/03/2018	0.00 ± 0.00b	0.66±0.33bc	2.33±0.88abcd	1.00±0.69bcd
13/03/2018	0.33±0.33a	1.00±0.57abc	1.66±0.88bcd	1.00±0.38bcd
17/03/2018	0.00 ± 0.00b	0.00 ± 0.00c	1.00±0.57bcd	0.33±0.33cd
21/03/2018	0.00 ± 0.00b	0.00 ± 0.00c	2.00±1.00bcd	0.67±0.67bcd
25/03/2018	0.00 ± 0.00b	0.00 ± 0.00c	1.00±0.00bcd	0.33±0.33cd
29/03/2018	0.00 ± 0.00b	0.00 ± 0.00c	1.00±0.00bcd	0.33±0.33cd

Means followed by different letters within the same column are significantly different ($p < 0.05$)





Figure-3: The moth catches of *H. armigera* at different pheromone traps heights

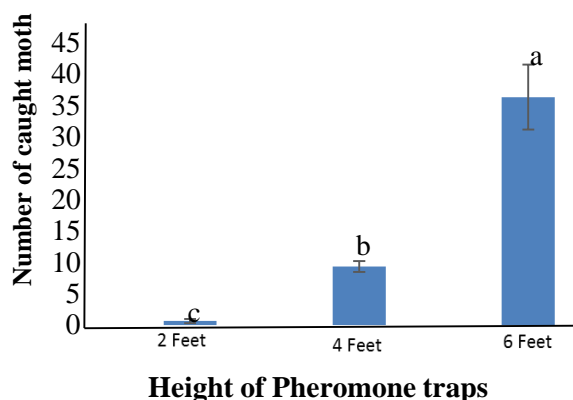


Figure-4: Mean Population *H. arimgera* at different heights of pheromone traps

Means represent by different letters in bar diagram are significantly different ($p < 0.05$)

Furthermore, population of larvae and moth were correlated with each other, that it showed positive correlation ($r = 0.601, p < 0.05$) with highly significant difference moth. Date showed positive but lowest correlation with non-significant difference ($r=0.28, P>0.05$). larvae and date showed positive correlation with non-significant difference ($r=0.433, P>0.05$), date and pod damage showed positive and highest

correlation with significant difference ($r=0.876, P<0.05$), date and temperature ($r=0.93, P<0.05$), date and relative humidity ($-0.399, P<0.05$), pod damage and moth ($0.303, P>0.05$), moth and temperature ($r=0.15, P>0.05$), moth and relative humidity ($r=0.151, P>0.05$), larvae and pod damage ($r=0.540, P<0.05$), larvae and temperature ($r=0.303, P>0.05$), larvae and relative humidity ($r=-0.162, P>0.05$), temperature and relative humidity ($r=-0.378, P>0.05$), respectively (Table 2).

Flight ethology of *H. armigera* in response of pheromones was recorded during three different periods of the day (morning, afternoon and evening) for consecutive seven days. The results showed statistically different flying time of moth ($P<0.05$) that executed that the pest has crepuscular behaviour of flight against pheromone traps (Fig. 5).

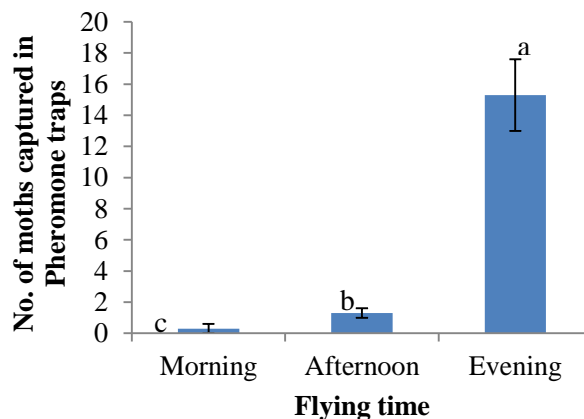


Figure-5: Flying ethology of *H. armigera* towards pheromone traps during different phases of the days

Means followed by different letters in bar diagram are significantly different ($p < 0.05$).

Table-2: Correlation coefficient measured between population of *H. armigera* and environmental factors

	Date	Moth	Larva	Pod damage	Temp	R/H
Date	1					
Moth	0.287*N.S	1				
Larvae	0.433*N.S	0.601**H.S	1			
Pod amage	0.876**H.S	0.303*N.S	0.540**H.S	1		
Temp	0.937**H.S	0.150*N.S	0.303*N.S	0.796*H.S	1	
R/H	-0.399*N.S	0.151*N.S	0.136*N.S	-0.162*N.S	-0.378*N.S	1

**Highly correlated, * Low/ no correlated, N.S= Non-significant, H.S= Highly-significant



However, it can be easily emphasized that only few moths (0.3 to 1.3) captured in day time and most at sunset time (15.3 ± 2.3 moths). In addition, moths of *H. armigera* were also captured after harvesting time in fellow land as pest pupates in soil and adult could emerge even though in absence of host plant. The results indicated that in absence of host plant, flying ability of moths reduced and most of moths captured at 4 feet (10 moths) with statistical difference ($P < 0.05$) followed by 6 feet (6 moths) and lowest at 2 feet (3 moths), respectively (Fig. 6).

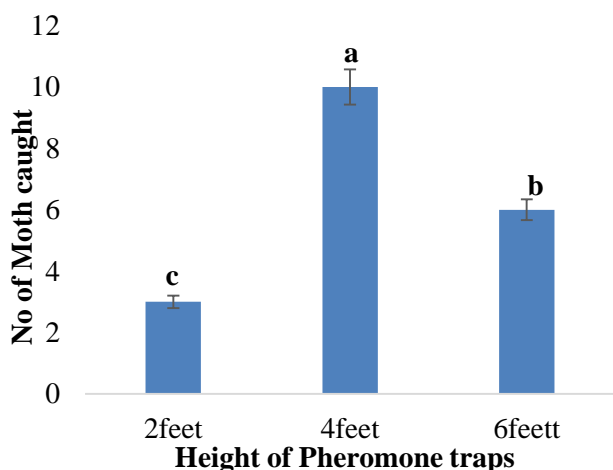


Figure-6: Post-harvest population of *H. armigera* at different height of pheromone traps in chickpea field.

Means represent by different letters in bar diagram are significantly different ($p < 0.05$).

Discussion

Chickpea has been noted to damage by few insect pests but association of *H. armigera* (Hubner) with chickpea is very crucial (Lal, 1996) and often occurs in destructive form. It does huge losses that initiates from seedling and continue till maturity.

Keeping in view the importance of above mentioned scenario, the current research has been carried out as sexual pheromone traps propose an excellent sampling method for winged adult insects as well control method (Tamhankar et al., 1989; Singh and Sachan, 1991; Patil et al., 1992). The study was based on performance of pheromone traps at different height for mass trapping of *H. armigera* (Noctuidae: Lepidoptera). The installation of pheromone traps were executed at different height in chickpea field and the results of sex pheromone displayed that

maximum number of moths trapped at 6 feet height during cropping season. Gauthier et al. (1991) conducted similar study on lepidopteron pests and reported that the highest population of adult moths found at the height of 4-6 feet as compared to surface of land. These results executed that 2 feet height was not appropriate for mass trapping of *H. armigera* during the crop season. Surveillance of insect population through installation of pheromone traps has previously been well reported as an essential advantageous of sex pheromone research. The traps with pheromone baited could be ideally consumed in assessing the pest population as pesticides could be planned at suitable time in order to control pest (Vakenti and Kadsen, 1976). Similarly, funnel traps and delta traps could be used for sex pheromone lures in field conditions. Meanwhile, the design of traps that could attract maximum insects will vary at different location and the traps settlement according to crop canopy could also generate different results (Srinivasan, 2008).

The infestation of *H. armigera* was started to trap from 20th January. Later, the moth population captured more or less in pheromone traps; however, the maximum population was recorded in the month of February. These findings are in accordance with Reena et al. (2009) who reported that *H. armigera* captured in synthetic sex pheromone traps from the month of January and the peak was trapped during the month of February. Similarly, Hossain (2008) also noted peak population of *H. armigera* during the first quarter of the year with highest population in the month of February. Furthermore, the population of larvae and moths were observed synchronized with each other and more or less with abiotic factors like temperature and relative humidity. Similarly, the existence of maximum larval population also displayed the highest number of pod damage. These findings are in confirmation with Anwar and Shafique (1992) who observed that moth population were positively correlated with increasing temperature, larval population and pod damage percentage. Mehta and Singh (1983) and Deka et al. (1989) reported that the losses reached peak when the pods appeared.

Sharma et al. (2012) reported that adult population of *H. armigera* correlated positively with change in temperature and relative humidity. Basavaraj et al. (2013) recorded that association between the synthetic sex pheromone trap captures with climatic parameters was correlated positively and negatively



with temperature and relative humidity, respectively. The moth *H. armigera* population at day time was found negative with temperature. Morning and evening time were observed negative and non-significant with adult moth population of *H. armigera* reported by Upadhyay et al. (2009). In addition, it was observed during study that most moths were captured during evening particularly at sun set time. It revealed that pest has crepuscular behaviour of flight against pheromone traps. However, it can be easily emphasized that only few moths (0.3 to 1.3) captured in day time. Moreover, the moths of *H. armigera* were also captured after harvesting time in fellow land as pest pupates in soil and adults could emerge even in absence of host plant. The results indicated that in absence of host plant, flying ability of moths reduced and most of moths captured at 4 feet. Present findings are confirmed with the findings of various researchers who also described the flying behavior of lepidopteron moths in evening and night and one of the most common reason was light (Patil and Mamadapur 1996; Shivakumara, 2001). Shivakumara (2001) and Nagaraja et al. (2006) reported that the correlation between captured moths and evening time was noted positively. Sinha and Jain (1992) collected more adult moths through pheromone traps during cool weather on chickpea field. Similar results were described by Patil et al. (1992) on cotton crop. Mall et al. (1992) and Satpathy and Mishra (2007) also reported that adult of *H. armigera* were active at evening and their favorable temperature is 20-25°C.

Conclusion

It is concluded from the observed results that the sex pheromone traps in chickpea field should be installed at 6 feet height starting from the month of February. In addition, these traps should remain in the harvested field for at least one month to capture the moths that could emerge from pupation inside the soil.

Acknowledgement

We would like to thank Mr. Ghulam Shabir Khaskheli, Field Officer at Pulse Section ARI Tando jam for his support and guidance to post graduate student for conducting this research.

Disclaimer: None

Conflict of Interest: None

Source of Funding: None.

References

- Ahmad M, Arif MI and Ahmad Z, 1995. Monitoring insecticide resistance of *Helicoverpa armigera* (Lepidoptera: Noctuidae) in Pakistan. J. Econ. Entomol. 88: 771-776.
- Anwar M and Shafique M, 1992. Incidence of attack and population fluctuation of *Heliothis armigera* in relation to chickpea phenology and environmental factors. Proc. Pak. Cong. Zool. 12: 93-97.
- Basavaraj K, Geetha S, Jaghadis KS and Naik YJ, 2013. Influence of meteorological factors on sex pheromone trap catches of *Helicoverpa armigera* (Hubner) and *Spodoptera litura* (Fab.) in sunflower (*Helianthus annuus* L.). Curr. Biotica. 7(3): 174-182.
- Deka NK, Prasad D and Chand P, 1989. Plant growth *Heliothis* incidence and grain yield of chickpea as affected by date of sowing. J. Res. 1: 161-168.
- Gauthier NL, Logan PA, Tewksbury LA, Hollingsworth CP, Weber DC and Adams RG, 1991. Field bioassay of pheromone lures and trap designs for monitoring adult corn earworm (Lepidoptera: Noctuidae) in sweet corn in southern New England. J. Econ. Entomol. 84: 1833-1836.
- Hossain MA, 2008. Monitoring and evaluation of chickpea pod borer *Helicoverpa armigera* (Hubner) (Lepidoptera: Noctuidae) by using pheromone traps. Bangladesh J. Sci. Ind. Res. 43(3): 419-426.
- Kumar A and Kumar A, 2015. Effect of abiotic and biotic factors on incidence of pests and predator in cowpea [*Vigna unguiculata* (L.) walp.]. Legume Res. 38: 121-125.
- Lal OP, 1996. An outbreak of pod borer, *Heliothis armigera* (Hubner) on chickpea in eastern Uttar Pradesh. Indian J. Entomol. Res. 20: 179-181.
- Larrain SP, Guillon M, Kalazich J, Grana F and Vasquez C, 2009. Effect of pheromone trap density on mass trapping of male potato tuber moth *Phthorimaea operculella* (Zeller), (Lepidoptera: Gelechiidae) and level of damage on potato tubers. Chilean J. Agric. Res. 69(2): 281-285.
- Mall NP, Pandey RS, Singh SV and Singh SK, 1992. Seasonal incidence of insect pests and estimation of the losses caused by shoot and fruit borer on brinjal. Indian J. Entomol. 54: 241-247.



- Mehta DN and Singh KM, 1983. Succession of insect pests in chickpea, (*Cicer arietinum* L.) Indian J. Entomol. 45: 377-383.
- Nagaraja RP, Chitaranjan BR and Tanveer A, 2006. Use of sex pheromone for the prediction of population of *Helicoverpa armigera* and damage in cotton field. Pestol. 30(4): 46-50.
- Patil BV, Nandihalli BS, Hugar P and Somashekar, 1992. Influence of weather parameters on pheromone trap catches of cotton bollworms. Karnataka J. Agric. Sci. 5: 346-350.
- Patil BV and Mamadapur BB, 1996. Performance of some sex pheromone traps and lures of *Helicoverpa armigera* (Hubner.). Indian J. Plant Protec. 24 (1 & 2): 128-129.
- Rakesh R, Paras N, Rai R and NathP, 1996. Evaluation of some insecticides for the management of the pod-borer, *Helicoverpa armigera* infesting gram, *C. arietinum*. Ann. Plant Prot. Sci. 4: 154-159.
- Rao GR, Wightman JA, and Rao DR, 1991. Monitoring *Spodoptera litura* (F) (Lepidoptera: Noctuidae) using sex attractant traps: effect of trap height and time of the night on moth catch. Int. J. Trop. Insect Sci. 12(4): 443-447.
- Rawat RK, Ram K, Snehel C and Sabuj G, 2017. Monitoring of gram pod borer *Helicoverpa armigera* (Hübner) through pheromone traps on long duration pigeon pea *Cajanuscajan* (L.) Mills. P. J. Entomol. Zool. Stud. 5(5): 665-669.
- Reena S, Singh K, Sinha BK and Jamwal BS, 2009. Management of gram pod borer, *Helicoverpa armigera* (Hubner) by intercropping and monitoring through pheromone traps in chickpea. J. Agric. Sci. 22(3): 524-526.
- Sarwar M, Ahmad N and Toufiq M, 2009. Host plant resistance relationships in chickpea (*Cicer arietinum* L.) against gram pod borer (*Helicoverpa armigera*) hubner. Pak. J. Bot. 41(6): 3047-3052.
- Satpathy S and Mishra DS, 2007. Diurnal response of eggplant shoot and fruit borer adults to sex pheromone. Indian J. Plant Prot. 35(1): 108-109.
- Sharma PK, Kumar U, Vyas S, Sharma S and Shrivastava S, 2012. Monitoring of *Helicoverpa armigera* (Hubner) (Lepidoptera: Noctuidae) through pheromone traps in chickpea *Cicer arietinum* crop and influence of some abiotic factors on insect Population. J. Environ. Sci. 1: 44-46.
- Shivakumara B, 2001. Investigation on the causes for the variable responses of *Helicoverpa armigera* (Hubner) (Lepidoptera: Noctuidae) males to synthetic sex pheromone traps. M.Sc. (Agri.) Thesis, submitted to University of Agricultural Sciences, Bangalore, India.
- Singh KN and Sachan GC, 1991. Assessment of the use of sex pheromone traps in the management of *Spodoptera litura*. Indian J. Plant Prot. 21(1): 7-13.
- Sinha SN and Jain DK, 1992. Field studies on pheromone trap catches of *Helicoverpa armigera*, (Hubner) Monitoring seasonal abundance and larval infestation on chickpea and the effect of climate on trap catches. Indian J. Plant Prot. 20: 149-157.
- Srinivasan R, 2008. Integrated pest management for eggplant fruit and shoot borer (*Leucinodesor bonalis*) in south and south East Asia: past, present and future. J. Biopes. 1(2): 105-112.
- Sonkar J, Ganguli J and Ganguli RN, 2012. Studies on correlation of pheromone trap catch of *Helicoverpa armigera* (Hubner) with larval population in field and weather parameters. Agric. Sci. Digest. 32(3): 204-208.
- Tamhankar AJ, Guthi KK and Rahalkar GW, 1989. Responsiveness of *Earias vitella* and *Earias insulana* males to their female sex pheromone. Int. J. Trop. Insect Sci. 10(5): 625-630.
- Upadhyay VR, Vyas HN and Sherasiya RA, 1989. Influence of weather parameters on larval population on *Heliothis armigera* on groundnut. Indian J. Plant Prot. 17(1): 85-87.
- Vakenti JM and Kadsen HF, 1976. Codling moth (Lepidoptera: Olethreutidae): Monitoring populations in apple orchards with sex pheromone traps Can. Entomol. 108: 433-438.

Contribution of Authors

Ujjan RL: Conducted all research work during his post-graduation.

Ahmed AM: Supervised post graduate students and presented main research idea regarding this research work.

Alhilfi AZA: Helped in recommending Pheromones

Khoso FN: Helped in recommending different heights of traps and design

Rahoo AM: Helped in providing agriculture land for performing experiment work, experimental designing and layout

Rajput IA: Helped in analysis statistics data

Soomro DM: Helped in preparing this manuscript and data analyzing

